























































German Sustainable Development Strategy Update 2025

















Status overview of the indicators

















No.	Indicator	Target	Policy Decision 2022 (As of: 30.10.2022)	Strategy Update 2025 (As of: 07/2025)	Note(s)
1.1.a	Material and social deprivation	Keep the proportion of people who are materially and socially deprived below the EU average by 2030	Assessment suspended 2020	 2024	Limited significance: 5 data points Further development: Addition of „social criteria“
1.1.b	Severe material and social deprivation	Keep the proportion of people suffering severe material and social deprivation below the EU average by 2030	Assessment suspended 2020	 2024	Limited significance: 5 data points Further development: Addition of „social criteria“
2.1.a	Nitrogen surplus in agriculture	Reduction of the nitrogen surpluses of the overall balance for Germany to 70 kilograms per hectare of utilised agricultural area on an annual average between 2026 and 2030	 2018	 2022	Further development: Reference to the moving average for the „end year“ instead of the „middle year“ as previously.
2.1.b	Organic farming	Increase the proportion of organically farmed agricultural land to 30% by 2030	 2021	 2023	
2.2	Support for good governance in attaining appropriate nutrition worldwide	Funds disbursed for the application of the guidelines and recommendations of the UN Committee on World Food Security (CFS) to be increased appropriately as a percentage of total spending on food security by 2030	2018	2022	No assessment: Too few data points
3.1.a	Mortality avoidable through prevention and treatment Women/men	Reduction to 200 cases per 100,000 inhabitants by 2030	Premature mortality a) Women  2020	 2021	Previous indicator: Premature mortality Further development: Mortality avoidable through prevention and treatment
			Premature mortality b) Men  2020		












No.	Indicator	Target	Policy Decision 2022 (As of: 30.10.2022)	Strategy Update 2025 (As of: 07/2025)	Note(s)
3.1.c	Smoking rate among adolescents	Reduction to 7% by 2030	 2021	 2023	
3.1.d	Smoking rate among adults	Reduction to 19% by 2030	 2021	 2021	
3.1.e	Obesity rate among children and adolescents	Increase to be permanently halted	2014-2017	2014-2017	No assessment: Too few data points
3.1.f	Obesity rate among adults	Increase to be permanently halted	 2021	 2021	
3.2.a	Emissions of air pollutants	Reduction of emissions to 55% of 2005 level (unweighted average of the five pollutants) by 2030	 2020	 2023	
3.2.b	Share of the population with excessive exposure to fine particulate matter (PM _{2.5})	Fall in the share of the population with an annual mean PM _{2.5} exposure of more than 10 micrograms per cubic metre (equivalent to the level of the new EU limit value for PM _{2.5} from 2030) to 0% by 2030	 2020	 2021	Previous indicator: Share of the population with excessive exposure to PM ₁₀ Further development: Reference to the particle size „PM _{2.5} “
3.3	Proportion of countries supported by Germany in pandemic prevention, preparedness, and response (PPR) that have made progress in the Global Health Security Index (GHSI), relative to the total number of countries supported by Germany in the area of PPR	By 2030, 30% of countries have achieved an improvement of at least 3 points in the Global Health Security Index (GHSI) compared to 2019	Not in the indicator set.		The Indicator is currently still under coordination.
4.1.a	Early leavers from education and training	Reduce the proportion to 9.5% by 2030	 2021	 2023	
4.1.b	Persons with a tertiary or post-secondary non-tertiary level of education	Increase proportion to 55% by 2030	 2021	 2024	
4.1.c	Schools with an ESD label (Education for Sustainable Development)	Steady increase	Not in the indicator set.	2023	No assessment: Too few data points













No.	Indicator	Target	Policy Decision 2022 (As of: 30.10.2022)	Strategy Update 2025 (As of: 07/2025)	Note(s)
4.2.a	All-day care for children 0 to 2-year-olds	Increase to 35% by 2030	 2022	 2024	
4.2.b	All-day care for children 3 to 5-year-olds	Increase to 70% by 2030	 2022	 2024	
4.3.a	Participation in education and training	Increase to 65% by 2030	<i>Not in the indicator set.</i>	 2022	
4.3.b	Proportion of 17- and 18-year-olds with (aspired) university entrance qualification	Reduce or eliminate the gap between the groups "no risk situation" and "at least one risk situation"	<i>Not in the indicator set.</i>	 2023	
5.1.a	Gender pay gap	Reduce the gap to 10% by 2030	 2021	 2024	
5.1.b	Women in management positions in business	40% women on supervisory boards of lis- ted and fully co-determined companies by 2030	 2022	 2025	<i>Target adjustment: Previous target value: 30%</i>
5.1.c	Women in management positions in the federal civil service	Equal-opportunity participation of women and men in civil service management posi- tions by 2025	 2021	 2024	
5.1.d	Proportion of fathers receiving parental allowance	Increase to 65% by 2030	 2019	 2022	
5.1.e	Average weekly working hours of all mothers and fathers	Approximation of the average weekly employment working hours of all mothers and fathers	<i>Not in the indicator set.</i>	 2023	
5.1.f	Vocational qualifications for women and girls through German development coope- ration	Gradual increase by one third by 2030 compared to 2015 as the base year	2021	2021	<i>No assessment: Too few data points</i>
5.1.g	Proportion of project funds allocated to gender equality in German development cooperation	Increase the proportion of project funds in German development cooperation that	<i>Not in the indicator set.</i>	2023	<i>No assessment: Too few data points</i>











No.	Indicator	Target	Policy Decision 2022 (As of: 30.10.2022)	Strategy Update 2025 (As of: 07/2025)	Note(s)
		address gender equality to at least 85% by 2030			
6.1.a	Phosphorus in flowing waters	Not exceeding benchmark values for specific types of water bodies at all monitoring points by 2030	 2020	 2023	
6.1.b	Nitrate in groundwater	Compliance with the nitrate threshold value of 50 milligrams per litre at all monitoring points by 2030	 2020	 2023	
6.2.a	Number of people with access to new or improved drinking water supply	6 million people per year by 2030	2020	2023	No assessment: Too few data points
6.2.b	Number of people with access to new or improved basic sanitation or wastewater treatment	4 million people per year by 2030	2020	2023	No assessment: Too few data points
7.1.a	Final energy productivity	Significant increase	 2021	 2023	
7.1.b	Primary energy consumption	Reduction by at least 39.3% by 2030 compared to 2008	 2021	 2024	Target adjustment: Previous target value: 30%
7.2.a	Share of renewable energies in gross final energy consumption	Increase to 41% by 2030, to 45% by 2040 and to 60% by 2050	 2021	 2024	Target adjustment: Previous target value: 30%
7.2.b	Share of electricity from renewable energy sources in gross electricity consumption	Increase to 80% by 2030	 2021	 2024	
8.1	Raw material input productivity	Trend of the years 2000 to 2010 to be maintained until 2030	 2018	 2022	
8.2.a	Government deficit	Annual government deficit less than 3% of gross domestic product (GDP); To be maintained until 2030	 2021	 2024	

No.	Indicator	Target	Policy Decision 2022 (As of: 30.10.2022)	Strategy Update 2025 (As of: 07/2025)	Note(s)
8.2.b	Structural deficit	Structurally balanced government budget, general structural deficit must not exceed 0.5% of gross domestic product (GDP); To be maintained until 2030	 2021	 2024	
8.2.c	Government debt	Ratio of government debt to gross domestic product (GDP) must not exceed 60%; To be maintained until 2030	 2021	 2024	
8.3	Gross fixed capital formation in relation to gross domestic product (GDP) (investment ratio)	Appropriate development of the ratio; To be maintained until 2030	 2021	 2024	
8.4	Gross domestic product (GDP) per capita	Steady and appropriate economic growth by 2030	 2021	 2024	
8.5.a	Employment rate, total 20- to 64-year-olds	Increase to 83% by 2030	 2021	 2024	Target adjustment: Previous target value: 78%
8.5.b	Employment rate, older people 55- to 64-year-olds	Increase to 77% by 2030	 2021	 2024	Further development: Adjustment of age group. Previously: 60 to 64-year-olds Target adjustment: Previous target value: 60%
8.5.c	Collective bargaining coverage	Increase the proportion of collective bargaining coverage by 2030	Not in the indicator set.	 2023	
8.6	Voluntary sustainability reporting by companies according to the German Sustainability Code (DNK)	By 2030, the number of voluntary sustainability reports in accordance with the German Sustainability Code (DNK) will increase significantly	Not in the indicator set.	2023	No assessment: Too few data points
9.1.a	Private and public expenditure on research and development	At least 3.5% of gross domestic product (GDP) per year by 2025	 2020	 2023	
9.1.b	Rollout of broadband Share of households with access to gigabit broadband services	Universal gigabit network rollout by 2025	No assessment: Too few data points 2020	 2024	

No.	Indicator	Target	Policy Decision 2022 (As of: 30.10.2022)	Strategy Update 2025 (As of: 07/2025)	Note(s)
10.1	Foreign school graduates	Increase the proportion of foreign school leavers with at least a secondary general school certificate and bring into line with that of German school leavers by 2030	 2021	 2023	
10.2	Gini coefficient of income after social transfers	Gini coefficient of income after social transfers to be below the EU figure by 2030	Assessment suspended 2021	 2024	Limited significance: 5 data points
11.1.a	Expansion of settlement and transport area	Reduction to an average of less than 30 hectares per day by 2030; "net zero" land consumption by 2050	 2020	 2023	
11.1.c	Density of settlements	No reduction in density of settlements	 2020	 2023	
11.2.a	Final energy consumption in goods transport	Reduction by 15 to 20% by 2030 compared to 2015	 2020	 2023	
11.2.b	Final energy consumption in passenger transport	Reduction by 15 to 20% by 2030 compared to 2015	 2020	 2023	
11.2.c	Accessibility of medium-sized and large cities by public transport	Reduction of average travel time by public transport	2020	2024	No assessment: Too few data points
11.3.a	Proportion of people with high housing costs	Reduce the proportion of people who are overburdened by housing costs to 13% by 2030	Assessment suspended 2021	 2024	Limited significance: 5 data points
11.3.b	Accessibility of recreational green spaces in cities	Green areas, parks etc. in cities should be within walking distance for everyone in future	Not in the indicator set.	2021	No assessment: Too few data points
12.1.a	Market share of products certified by a state sustainability standard	Increase to 34% by 2030	 2019	 2022	
12.1.ba	Global environmental impact by private household consumption Use of raw materials	Steady reduction	 2018	 2022	

No.	Indicator	Target	Policy Decision 2022 (As of: 30.10.2022)	Strategy Update 2025 (As of: 07/2025)	Note(s)
12.1.bb	Global environmental impact by private household consumption Energy consumption	Steady reduction	 2017	 2021	
12.1.bc	Global environmental impact by private household consumption CO ₂ emissions	Steady reduction	 2017	 2021	
12.2.a	Eco-Management and Audit Scheme (EMAS)	5,000 locations of organisations by 2030	 2021	 2024	
12.2.b	Sustainability-certified cultural and media institutions	Increase the number of cultural institutions with the corresponding certifications by 2030	<i>Not in the indicator set.</i>	2024	<i>No assessment: Too few data points</i>
12.3.a	Share of public procurement procedures in which at least one sustainability criterion has been taken into account	Significant increase in the share of public procurement contracts in which sustainability criteria are taken into account, ensuring that this will be the norm by 2030. It should be noted that procurement to meet the needs of the Bundeswehr, the Federal Police as well as civil protection and disaster prevention does not contribute towards an increase	<i>Not in the indicator set.</i>	2023	<i>No assessment: Too few data points</i>
12.3.b	CO ₂ emissions of commercially available vehicles in the public sector	Significant reduction	 2020	 2022	
12.3.c	Sustainable textile procurement of the Federal Administration (excluding special textiles)	Increase to 50% by 2026	<i>Not in the indicator set.</i>		<i>No data is available for this indicator yet.</i>
12.4	Consumer debt	Reduction to below 10% by 2030	<i>Not in the indicator set.</i>	 2023	
13.1.a	Greenhouse gas emissions	Reduction by at least 65% by 2030 and by at least 88% by 2040, in both cases compared to 1990; greenhouse gas neutrality to be achieved by 2045	 2021	 2024	

No.	Indicator	Target	Policy Decision 2022 (As of: 30.10.2022)	Strategy Update 2025 (As of: 07/2025)	Note(s)
13.1.b	International climate finance for the reduction of greenhouse gases and adaptation to climate change	Raise international climate finance to at least 6 billion euros by 2025 at the latest	 2021	 2023	
14.1.aa	Nitrogen input in coastal and marine waters Nitrogen input via the inflows into the Baltic Sea	Adherence to good quality in accordance with the Ordinance for the Protection of Surface Waters (annual averages for total nitrogen in rivers flowing into the Baltic Sea may not exceed 2.6 milligrams per litre)	 2020	 2023	
14.1.ab	Nitrogen input in coastal and marine waters Nitrogen input via the inflows into the North Sea	Adherence to good quality in accordance with the Ordinance for the Protection of Surface Waters (annual averages for total nitrogen in rivers flowing into the North Sea may not exceed 2.8 milligrams per litre)	 2020	 2023	
14.1.b	Share of sustainably fished stocks of fish in the North and Baltic Seas	The share of sustainably managed fish stocks in the North and Baltic Sea in all MSY-examined stocks is to rise to 100% by 2030	 2020	 2023	Target adjustment: Previous target year: 2020
15.1	Biodiversity and landscape quality	Reach the index value of 100 by 2030	 2016	 2019	
15.2	Eutrophication of ecosystems	Reduction by 35% by 2030 compared to 2005	 2019	 2019	
15.3	Degree of soil sealing	Declining increase in soil sealing	Not in the indicator set.	2018	No assessment: Too few data points
15.4	Bilateral contributions from German international cooperation arrangements towards the protection, sustainable use and restoration of land (including forests), measured in hectares	Increase in sustainable land use (through protection, sustainable management, restoration) by 2030	Not in the indicator set.	2023	No assessment: Too few data points
16.2	Personnel trained by the Bundeswehr to strengthen small arms control and ammunition safety	Training of at least 1,000 people by Bundeswehr experts from 2024 to 2030	Not in the indicator set.	2024	No assessment: Too few data points

No.	Indicator	Target	Policy Decision 2022 (As of: 30.10.2022)	Strategy Update 2025 (As of: 07/2025)	Note(s)
16.3a	Corruption Perceptions Index in Germany	Improvement by 2030, compared to 2012	 2021	 2024	
16.3b	Corruption Perceptions Index in partner countries for German development cooperation	Improvement by 2030, compared to 2012	 2021	 2024	
16.4	Financial Action Task Force (FATF) rating effectiveness	Improvement to at least 8 out of 11 possible points by 2029	<i>Not in the indicator set.</i>	2022	<i>No assessment: Too few data points</i>
17.1	Official development assistance as a proportion of gross national income	Increase the proportion to 0.7% of gross national income (GNI) by 2030	 2021	 2024	
17.2	Number of students and researchers from developing countries and least developed countries per year	Increase the number by 10% from 2015 to 2020, then stabilisation	 2021	 2023	
17.3	Imports from least developed countries	Increase the proportion by 100% by 2030, compared to 2014	 2021	 2024	